



SPRING 2021

BOOK OF ACTIVITIES



**This book
belongs to:**

Table of Contents

Reading and Writing

A Letter-a-Day	2-4
Mission Impossible	5
Acrostic Associations	6
My Gratitude Journal	7
Customizable Comics.....	8-9
Not All Heroes Wear Capes	10
Little Chef	11-12
Invention Session	13
Rhyme Climb	14
The Jumbled Jungle	15
Crosswords and Word Searches	16-20

STEM (Science and Numeracy)

Animal Habitats	21-22
Math Maze	23

Physical/Outdoor and Art

Spell your Workout	24
Chalk Walk	25
Colouring Page	26

This booklet of activities was created by:



Literacy:
Learning for Life.

L'alphabétisation,
Une leçon pour la vie.

Project lead and content creator: Victoria Chua, Urban Literacy Catalyst

Project supervisor: Brennen Smith, BC/YT Literacy Camps Coordinator

If you want to learn more about Frontier College, our programming, or our partnerships, please visit our website: www.frontiercollege.ca

A Letter-a-Day

Helpful Hint:

A hexagon is a shape with 6 equal sides!

Help the bees build their honeycomb home by writing as many words as you can in each hexagonal cell. Each cell has a letter in it. Fill in the hexagons with words beginning with that letter!

Aa

Bb

Cc

Dd

Ee

Ff

Gg

Hh

Ii



A Letter-a-Day

Jj

Kk

Ll

Mm

Nn

Oo

Pp

Qq

Rr

Ss

A Letter-a-Day



Tt



Uu

Vv

Ww



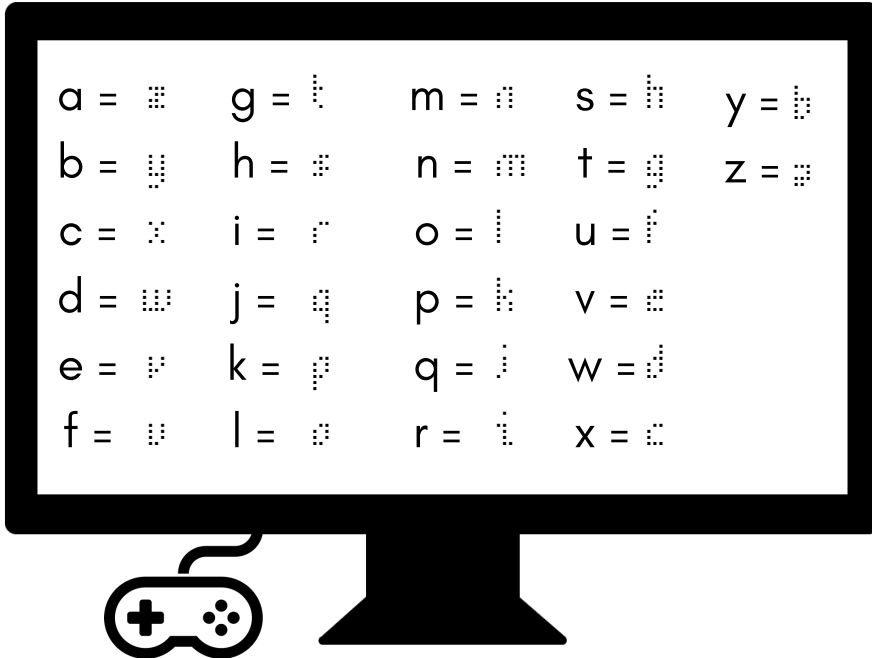
Xx

Yy

Zz

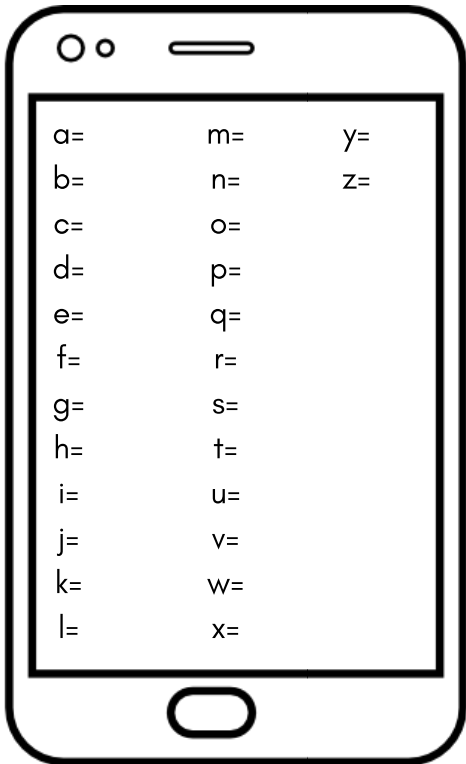
Following the zigzag pattern of the honeycomb in the space below, try to write some silly sentences using the words you've discovered. Can you write a really long sentence using 10 or more words from your honeycomb?

MISSION IMPOSSIBLE



Calling all secret agents!
 We need your help! On this computer screen there is a secret code. We need to use the secret code to decipher the message below. The message contains a sentence with five words. Can you crack the code?

g s v u r a v y l c r m t q f a k j f r x p o b



.....

Can you make your own secret code?

Try out your secret code below!

.....


ACROSTIC ASSOCIATIONS

Let your inner poet shine with this acrostic poetry activity!

There are only 4 simple steps to writing this poem:

1. Choose a topic - it can be anything you want (that's the best part!).
2. Spell out your word vertically (going downwards) in capital letters (big letters).
3. Brainstorm some words or ideas that describe your topic - try to think out of the box! You might even want to use a dictionary, if you have one around.
4. Fill in the lines to create your poem.

Here's an example!




C
o
l
o
u
r
f
u
l

A
m
a
z
i
n
g

N
i
c
e
t
a
s
t
i
n
g

D
e
l
i
g
h
t
f
u
l
l
y
d
e
l
i
c
i
o
u
s

Y
o
u
r
f
a
v
o
u
r
i
t
e
s
n
a
c
k!



Now it's your turn to get creative!

My Gratitude Journal

There are many things in our life
to be thankful for and a great way to remind us of them
is by writing them down.

Use this page to note down the people/things/events that you are grateful for! You
can write them however you prefer: as a list, as a paragraph, as a doodle, etc.

Try writing as much as possible, until this page is filled!


Customizable Comics

Make this story your own by adding some dialogue in the speech bubbles. Give this comic a title below!



Customizable Comics

Use this page to illustrate your own comic OR continue the story! Don't forget to give your comic a title.





Little Chef



Here's a simple recipe for one of the tastiest and easiest snacks to make. You can make this for yourself or to share it with someone else. This sweet treat originates all the way from Australia!



Ingredients:

- bread
- butter/ margarine
- sprinkles

Directions:

1. Take a slice of bread and spread some butter evenly over the slice.
2. Cover the slice of bread with sprinkles.
3. Cut the bread into triangles and enjoy!

That's a lot of sugar! Let's try to make this a healthier everyday snack. Use the space below to create a new recipe for *Fairy Bread* and add some healthier ingredients! Examples include fruits, nuts and seeds.

Ingredients:

Directions:





Little Chef



Now let's get creative! Use the space below to create your very own unique recipe! It can be a recipe of your favourite dish or an entirely new invention.

Ingredients:

Directions:



INVENTION SESSION



If you could invent one thing to make your life easier or better, what would that be? Why? Use the space below to draw your new invention and describe what it does.

A large, empty rectangular box with a double-line border, intended for drawing a new invention.

.....

.....

.....

.....

.....

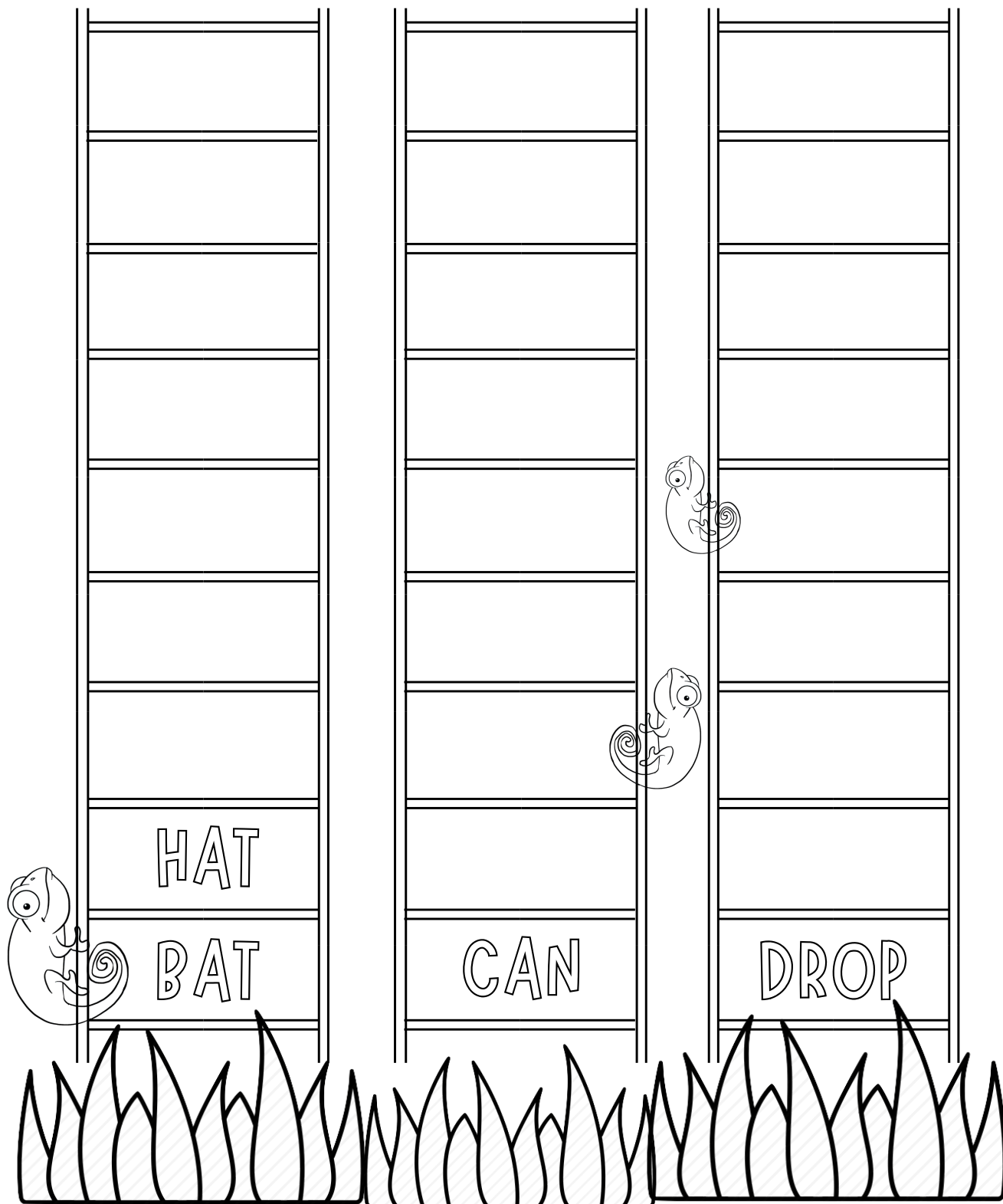
.....

.....

.....

Rhyme Climb

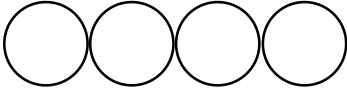
Help the chameleons climb the ladder by filling each space with a rhyming word! Start in the first blank spot on the ladder and work your way up. Try challenging yourself to find longer words as you get higher up the ladder.



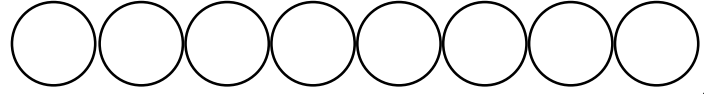
The Jumbled Jungle

Welcome to The Jumbled Jungle! All the words below are animals you would find in the jungle. Unscramble the words to discover these jungle animals.

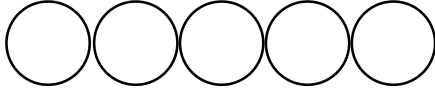
noil



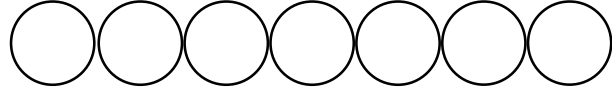
lpaneeth



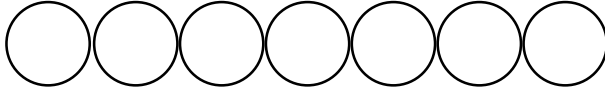
riteg



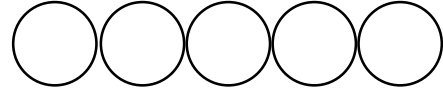
rloepad



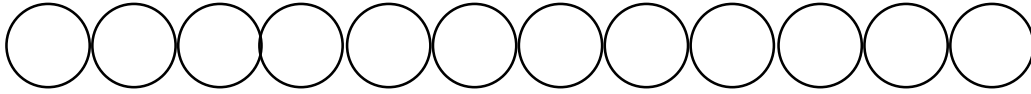
fiafegr



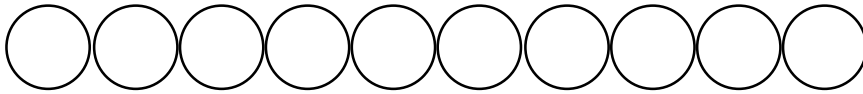
bezra



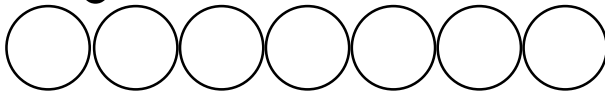
upohimpspoat



secihornor





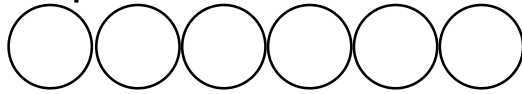
riglaol



eoknmy




oprart



Baby Animals Crossword

Using the clues at the bottom of the page, fill in the grid below. All the clues are the names of baby animals! Use the word bank if you get stuck.



DOWN

1. a baby sheep
2. a baby cow
3. a baby kangaroo
5. a baby frog
8. a baby cat

ACROSS

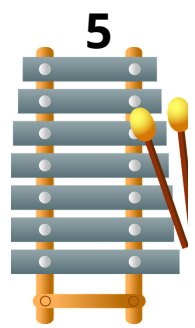

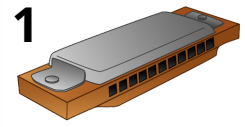
2. a baby bear
4. a baby owl
6. a baby dog
7. a baby duck
9. a baby rabbit

WORD BANK

- tadpole
- jockey
- cub
- calf
- duckling
- bunny
- lamb
- kitten
- puppy
- owlet

Musical Instruments Crossword

All the clues are pictures of various musical instruments. Using the clues to fill in the crossword below.



12


A crossword puzzle grid with the following numbers indicating starting positions:


- 1: Down, top right
- 2: Down, top middle
- 3: Across, top right
- 4: Across, middle right
- 5: Across, middle left
- 6: Across, middle right
- 7: Across, middle left
- 8: Down, middle right
- 9: Across, middle left
- 10: Across, bottom left


- WORD BANK**
- piano
 - drums
 - violin
 - xylophone
 - guitar
 - saxophone
 - ukulele
 - harmonica
 - trumpet
 - harp


KITCHEN CROSSWORD


All the clues are pictures of various kitchen utensils and tools. Using the clues to fill in the crossword below. (■ = spaces between words)


5 


8 


9 


7 (across) 


7 (down) 

6 

2 

4 

1 

3 


WORD BANK

- knife
- grater
- frying pan
- whisk
- scissors
- wooden spoon
- chopsticks
- spatula
- rolling pin
- measuring cup

Ocean Word Search



All the words in the list below can be found in the letter grid. The words may be up, down, side-to-side or diagonal. Can you find all the words?


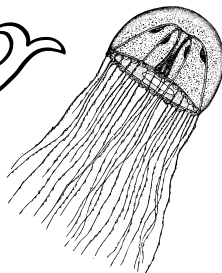


T	Y	D	X	V	O	A	P	D	N	W	L	A	M	C
Q	L	T	V	Q	C	W	D	J	D	H	L	Y	N	R
B	R	I	I	M	J	A	M	F	T	A	I	O	P	E
L	J	S	S	K	K	F	V	O	J	L	J	C	P	T
Z	M	L	H	Z	M	H	Q	M	N	E	M	T	O	S
U	J	E	L	L	Y	F	I	S	H	N	W	O	Y	B
D	O	L	P	H	I	N	J	E	S	O	S	P	S	O
Q	F	E	F	T	F	S	B	A	L	L	H	U	T	L
C	B	I	Y	L	H	X	T	W	L	A	U	S	E	I
O	S	J	P	W	C	D	Y	E	R	B	X	C	R	D
H	Q	E	O	K	C	M	L	E	M	A	L	C	R	N
W	U	M	E	P	R	Z	X	D	C	S	Q	Q	T	N
F	I	S	P	L	A	N	K	T	O	N	C	S	Q	F
T	D	E	V	M	C	S	H	R	I	M	P	A	Z	U
S	Z	K	U	P	O	L	L	A	C	S	V	P	J	F

ABALONE
EEL
PLANKTON
SQUID
FISH

LOBSTER
OYSTER
SHRIMP
CLAM
DOLPHIN


OCTOPUS
SCALLOP
SEAWEED
WHALE
JELLYFISH



Fun Fact!

An Abalone is a type of sea snail!
It has a colourful surface inside its shell which is often used for making decorations and jewellery.




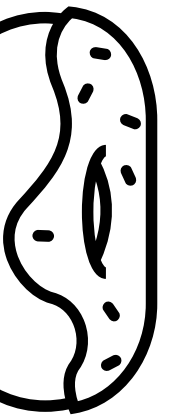


Desserts around the World

All the words in the list below can be found in the letter grid. The words may be up, down, side-to-side, or diagonal. Can you find all the words?




G	V	I	B	E	J	I	X	P	M	U	F	U	R	O
B	Q	B	R	I	G	A	D	E	I	R	O	S	R	L
M	E	G	J	U	S	Y	M	J	V	E	W	R	Y	E
N	X	F	E	N	K	N	A	F	E	H	U	Y	T	F
A	D	L	M	K	R	W	T	X	Z	H	T	U	A	A
L	W	Z	M	Q	A	M	Q	G	C	F	E	I	O	W
F	H	V	E	K	C	C	N	D	R	H	P	L	X	P
E	H	N	S	X	C	A	E	B	Y	I	G	O	I	O
H	C	O	S	E	C	S	R	S	C	H	S	N	M	O
C	H	K	T	A	L	O	K	A	E	Y	C	N	O	R
E	J	G	K	A	W	F	R	M	R	E	D	A	C	T
L	A	S	F	N	L	O	F	N	D	G	H	C	H	S
U	I	U	I	X	N	E	I	A	O	Y	Q	C	I	B
A	W	E	O	E	S	K	G	N	W	M	M	Y	L	G
K	Y	K	S	M	I	W	M	H	J	V	I	J	H	W



AIS KACANG
PIE
WAFFLES
BROWNIE
CHEESECAKE

CANNOLI
CHURRO
KNAFEH
LECHE FLAN
PICARONES

BRIGADEIROS
GELATO
MOCHI
STROOPWAFEL
SYRNIKI



Animal Habitats

All animals and other living things live in different environments known as habitats. They have adapted to their natural surroundings in order to live in it. The main components of a habitat are shelter, water, food, and space. There are many different habitats such as forests, deserts, wetlands, arctic, oceans, and many more!

FORESTS

Forests are habitats that are filled with trees! They make up 1/3 of the world's land surface. There are many types of forests: temperate, tropical, cloud, coniferous, and boreal. Each type has different climates and wildlife communities.

The Amazon rain forest is the largest forest on Earth. It houses 1/10 of the world's animals.



DESERTS


Deserts are known for their dryness and lack of water, which can make it extremely difficult to live there. They experience little to no rainfall! They are diverse habitats with high daytime temperatures and chilly winter seasons.

They are populated with scrub vegetation. For example, shrubs, grasses, and herbs. Animals that live here have adapted to survive long periods without water.




WETLANDS

Wetlands are areas of land that are filled or soaked with fresh rain or salty sea water. There are many types of wetlands, including bogs, marshes, swamps, and many more. Wetlands occur naturally and you'll find them on almost every continent. The largest wetland is the Pantanal in South America which span over 421 million acres (that's bigger than 6.5 billion tennis courts!).



TUNDRA

Tundra is a habitat that has extremely low temperatures, short vegetation, and really long winters. There are two types of tundras: The Arctic tundra and the Alpine Tundra. The Arctic Tundra is near the North Pole and the Alpine Tundra is high in the mountains! There is more animal activity in the summer than during the winter because most animals migrate south for the summer.



MARINE

This aquatic habitat is home to many sea creatures and includes many different areas such as the open ocean, coral reefs, the deep ocean and many others.

The open ocean is where sunlight still reaches its surface, whereas the deep ocean is where there is no sunlight. Different animal species have adapted to the conditions of the ocean to be able to live in it.



GRASSLAND

Grasslands are characterized by their flat lands covered in grass, as their name suggests. They have very few tall trees or shrubs. There are two main types of grassland habitats: tropical (savannas) and temperate. Grasslands have dry and rainy seasons, and are susceptible to seasonal fires.



Animal Habitats

Can you name the animals that live in each habitat? Fill in the grey spaces with the words that fit the shape. For example, "habitat".


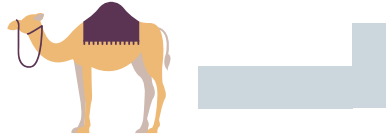
h a b i t a t

FORESTS




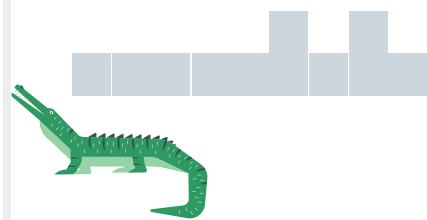
- WORD BANK**
- elephant
 - gorilla
 - jaguar

DESERTS




- WORD BANK**
- iguana
 - scorpion
 - camel

WETLANDS



- WORD BANK**
- snake
 - turtle
 - crocodile

TUNDRA




- WORD BANK**
- caribou
 - arctic fox
 - polar bear

MARINE



- WORD BANK**
- crab
 - jellyfish
 - octopus
 - whale

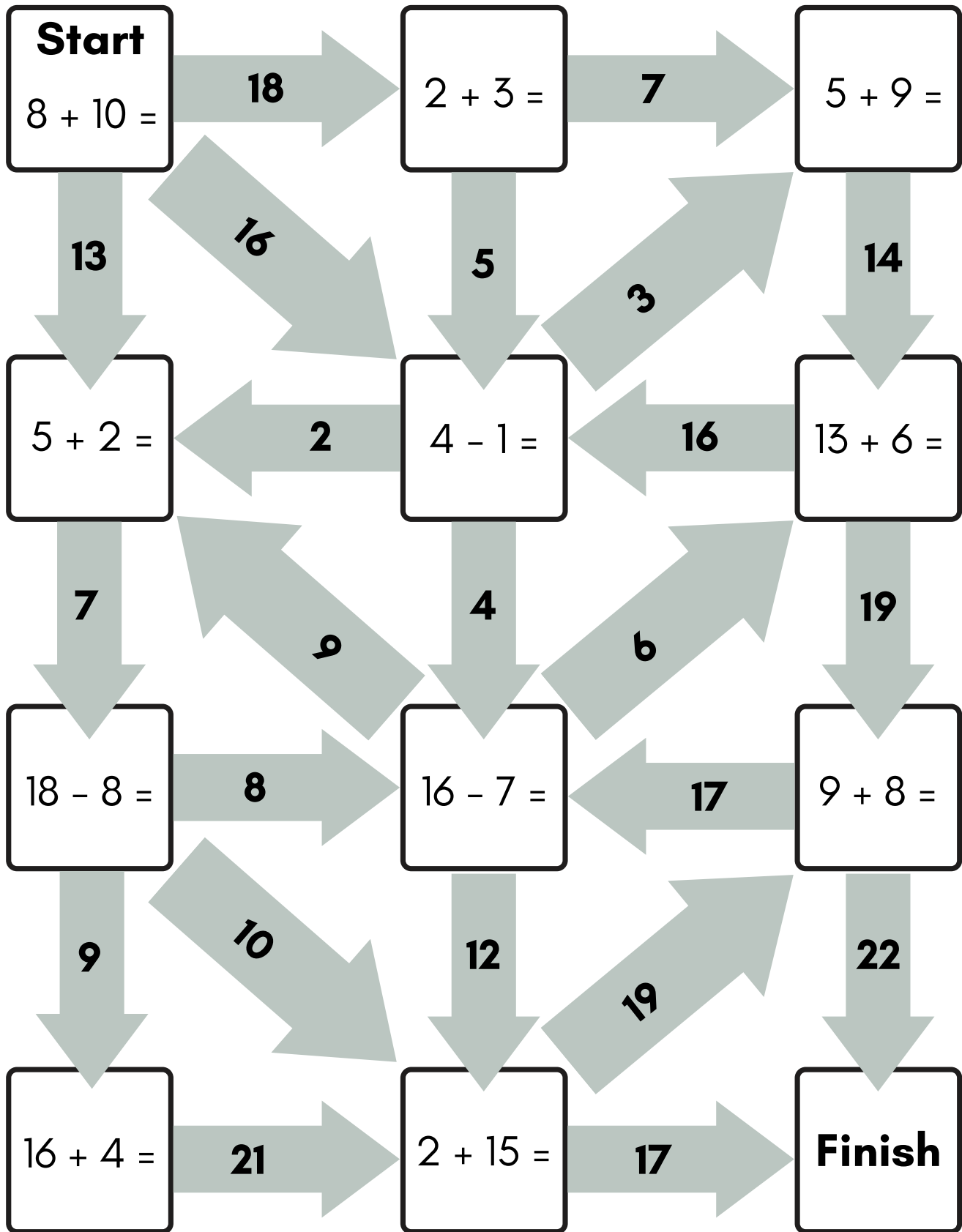
GRASSLAND



- WORD BANK**
- giraffe
 - lion
 - zebra

Math Maze

Solve this maze by solving each addition and subtraction question in the white boxes. Begin at "start", follow the arrows (move in the direction of the correct answer to the equation in the box), and try to reach the "Finish".



Spell your workout

Use this sheet to spell out your name. Do the exercises for each letter of your name! Try this activity with your family and friends.

A Do 10 jumping jacks

N Crawl like a bear for 10 seconds

B Hop on one foot 5 times

O Hop like a frog 11 times

C Crab walk and take 9 steps

P Reach for the clouds for 13 seconds

D Jump up and down 4 times

Q Do 1 jumping jack for every letter in your name

E Stomp like an elephant 7 times

R Run on the spot for 20 seconds

F Bend down and touch your toes 15 times

S Spin around and touch your toes 6 times

G Gallop like a horse 12 times

T Walk on tip toes for 15 seconds

H Hop like a bunny 8 times

U Swing your arms side to side for 16 seconds

I Balance on one foot for 5 seconds and then switch feet and repeat

V Spin around 5 times, then spin 5 times the other direction

J Skip for 10 seconds

W Stomp like a hippopotamus for 10 seconds

K Waddle around like a penguin for 20 seconds

X Do 16 lunges

L Spin around 5 times

Y Kick your legs out 30 times

M Flap your arms like a bird 17 times

Z Lift one leg sideways 12 times then switch legs

Chalk Walk

Let's go and take a Chalk Walk! Grab your activity book and your sidewalk chalk, and bring them with you on your outdoor walk. Try some of these fun games we've made just for you!

Connect the Words

This game can be played individually or as a group with people in your household.

- The aim of the game is to make the largest word puzzle possible. You start with one word, and you add on another connecting each word by one common letter (see diagram).
- Your words should be written from left to right or up to down. It should look like a crossword puzzle!
 - You can highlight the common letter in a different colour. Let's see how many words you can write!

a p p l e
e
a r t
r

Alphabet Hop

- To play this game, you need to find a large space to hop around!
- Go around the empty space and start drawing random letters in a little bubble. Make sure you include all of the letters in the alphabet and include at least 5 hand lengths of space between the letters.
- Then, you can begin your alphabet hop. Hop through all the letters, one at a time. When you land on a letter, you have to call out one word that begins with that letter. For example, if you land on the letter "b", you can say "bat".
 - To make this more difficult, you can challenge yourself to call out words that end with the letter instead.
- This game can be adapted by including spelling, categories of words (ex. sports) or using sight words, numbers, or math equations instead of letters.



Art Collab

This activity can be done individually or as a group with people in your household.

- The aim of this activity is to be creative and make some funky art! As a group, each person will take a turn to draw something using one continuous stroke/line. The next person will then come in and draw something else, with one stroke to continue the drawing.
- Each person should use a different colour to make the artwork as colourful as possible!
 - If you are working by yourself, draw one stroke at a time with one colour and alternate between all your colours.
- Work together to create one giant masterpiece and give it a name!
- Extension: You can take a picture of your artwork and create a short story to go along with it.

Colouring Page

Complete this
colouring page by
drawing some of your
favourite animals!

